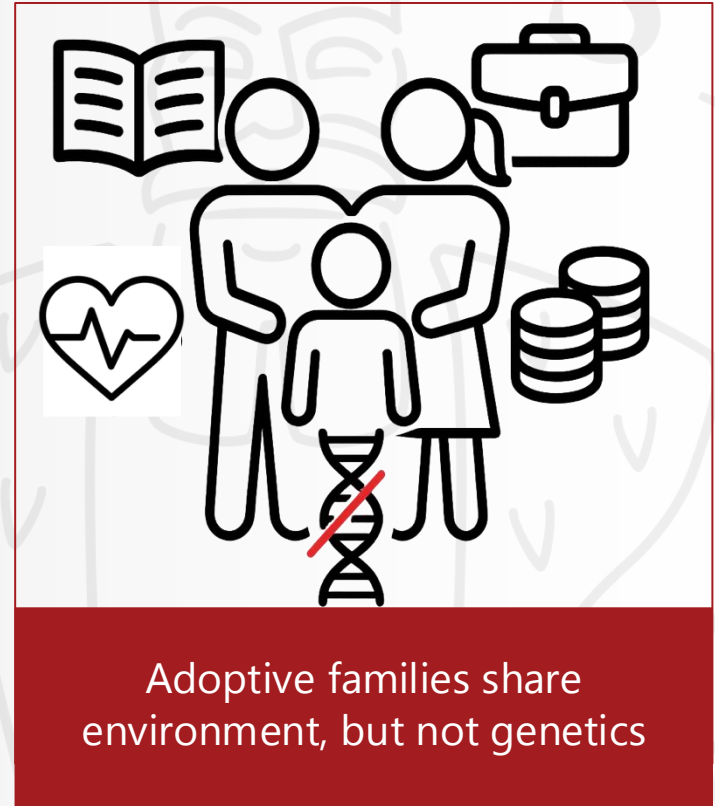


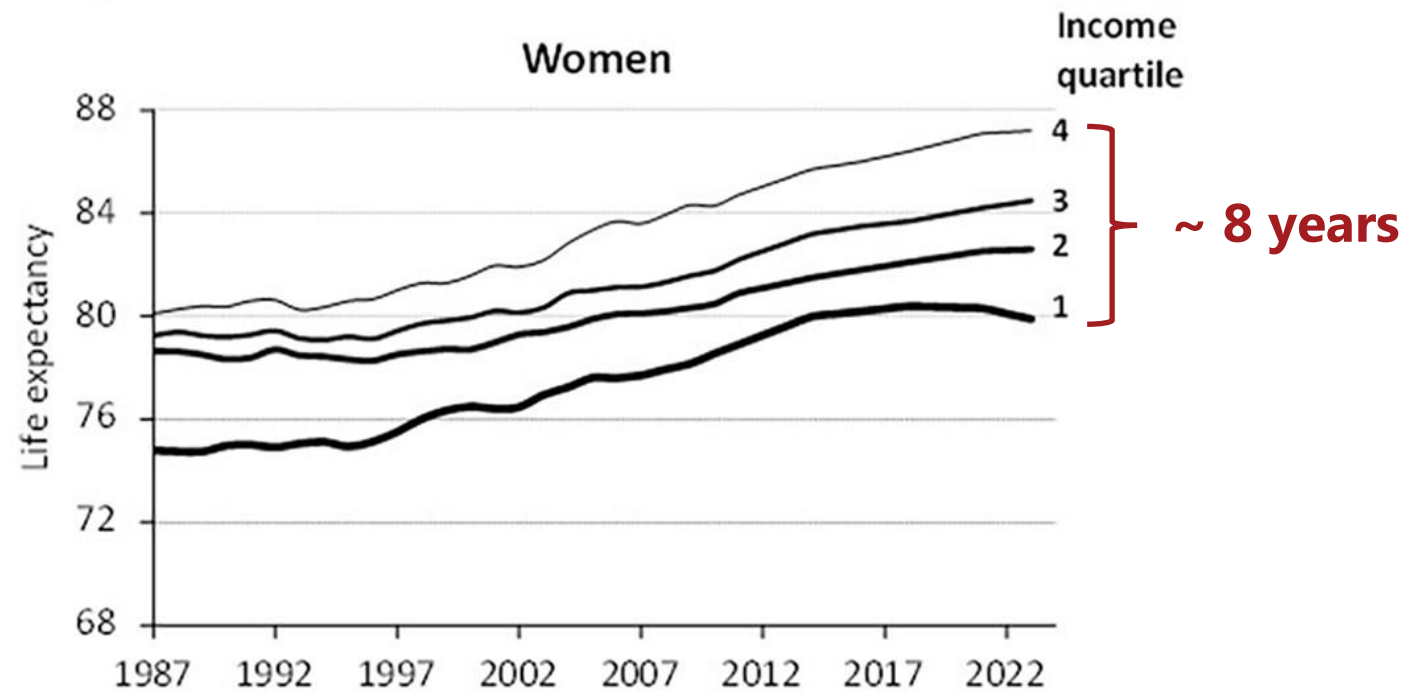
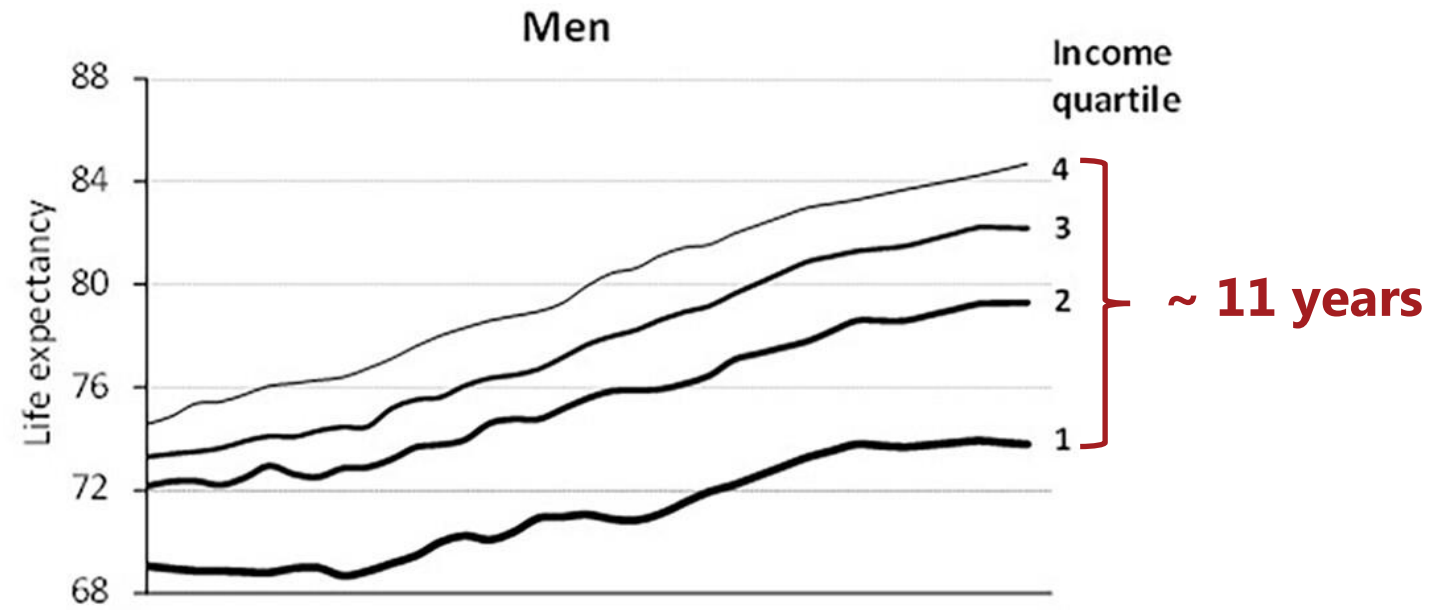
The Danish Adoption Register

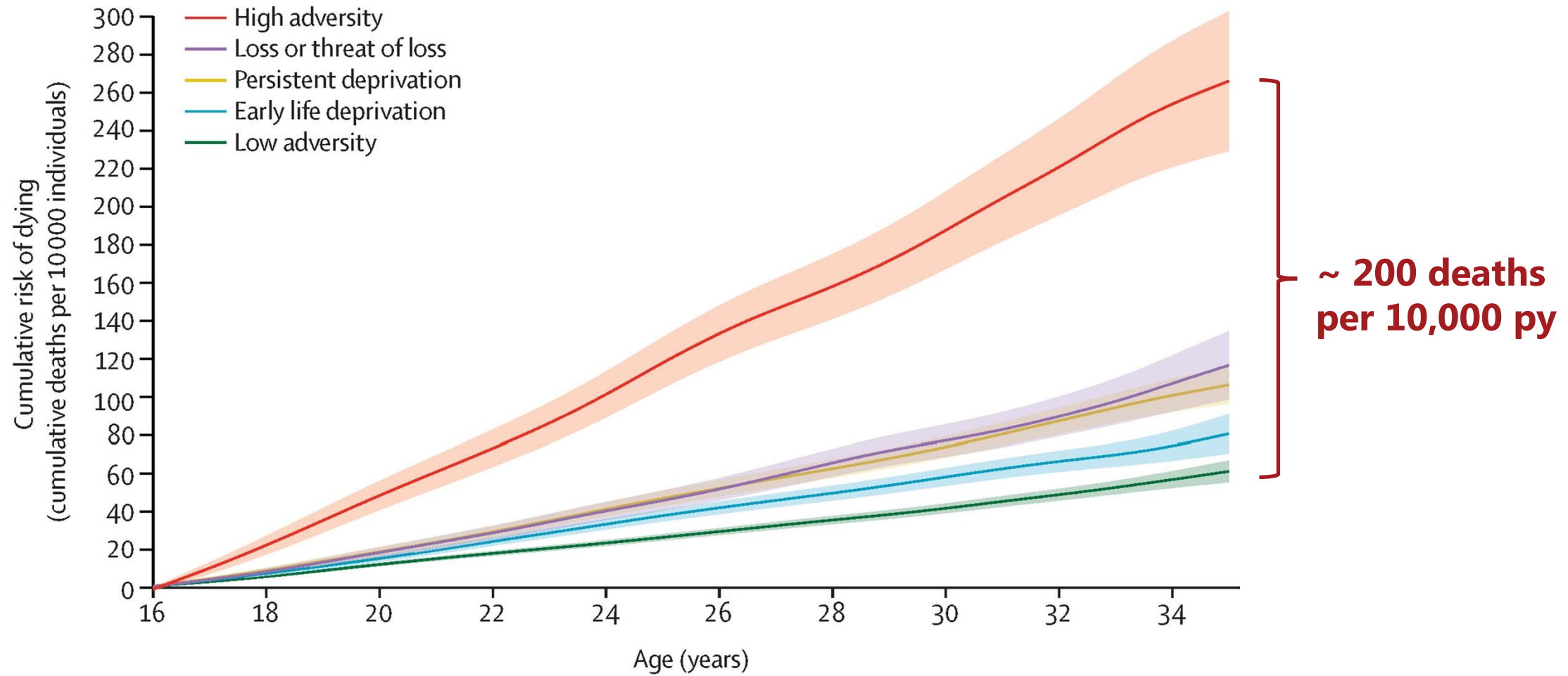
A unique resource for studying family environment effects

Terese Høj Jørgensen, PhD
Associate Professor
University of Copenhagen

KØBENHAVNS UNIVERSITET







Large social inequality in health

→ potential to improve health among specific groups

Most studies of social inequality in health are descriptive

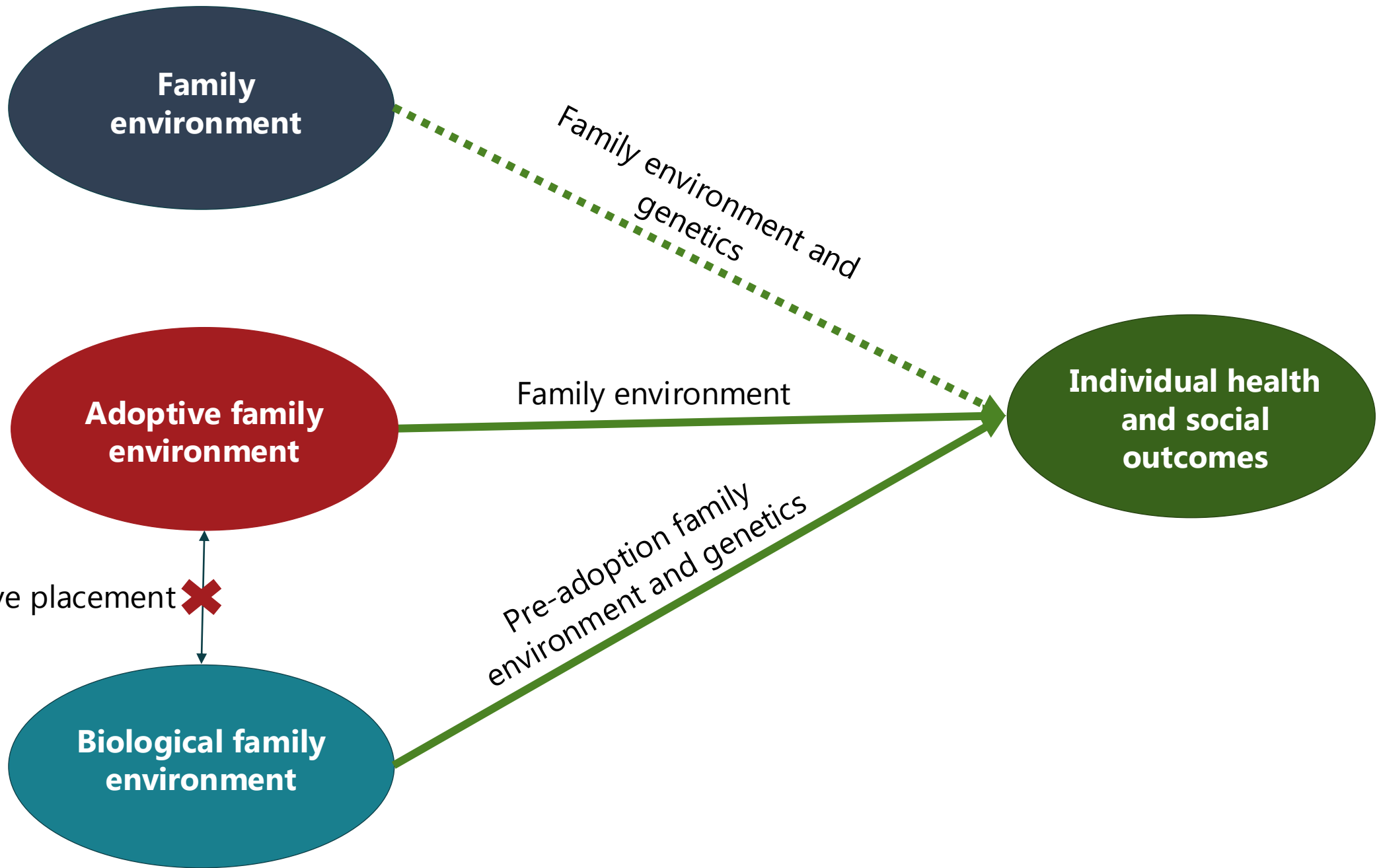
→ causal evidence is lacking

Family studies based on siblings

→ Selection issues, random measurement error, and cross-over effects

Adoption studies with quasi-experimental design

→ *study family environment on health and social outcomes*



Information on non-familial adoptions in Denmark 1924-1990 ~ 49.000

- **1924-47: The Danish Adoption Register**
- 1948-1972: Potential for digitalization of adoption records from the archives
- **1973-1987: potential for identification and validation of adoptions identified through register-linkage**
- **1988- National adoption register (DST)**

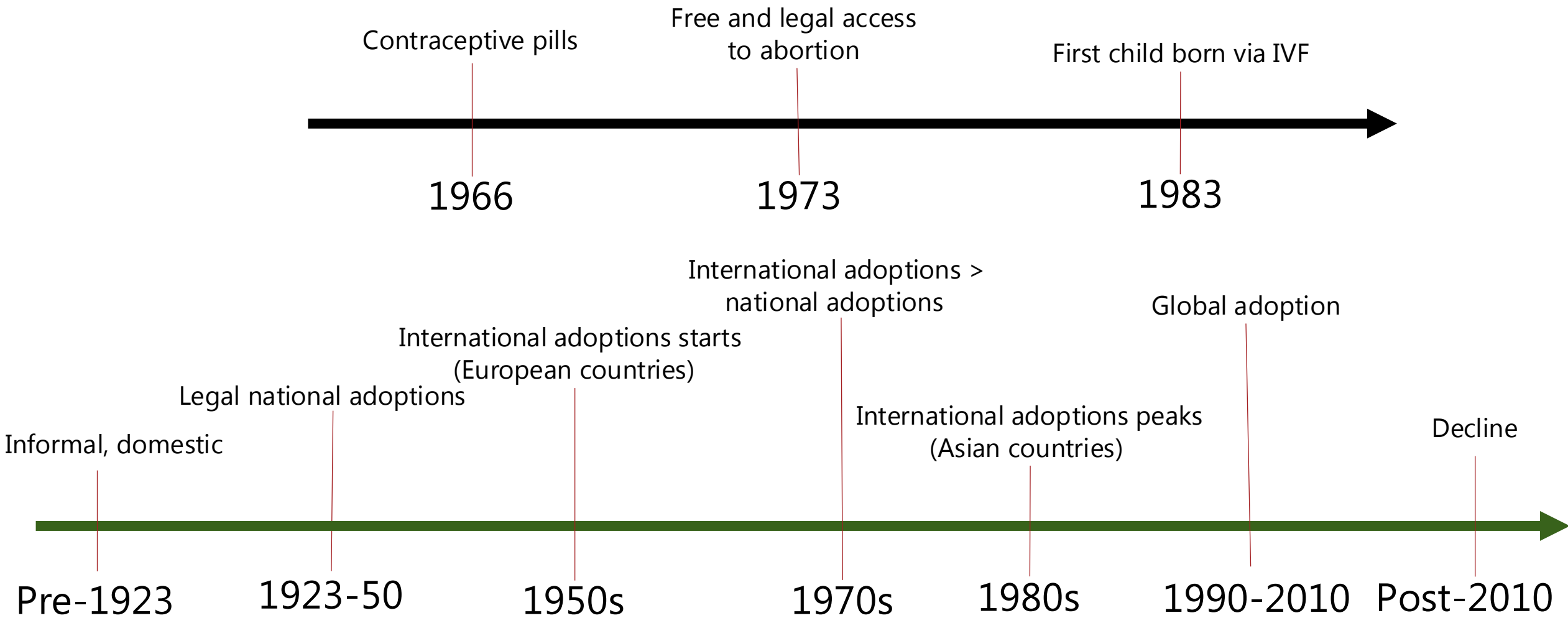
82 82

Født Kyndekon.

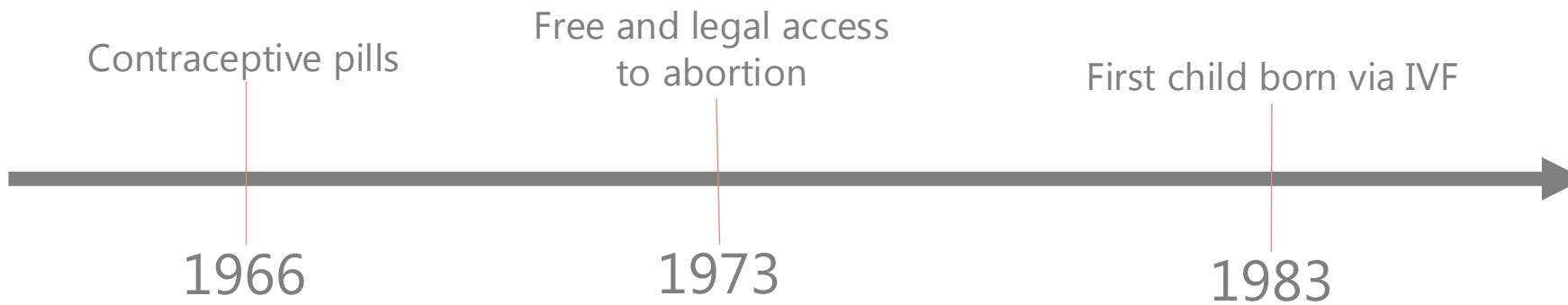
Nr.	Fødselsår og -dag	Fødselssted (Fødselsstedet, de dato, hvor barnet blev født, og hvor barnet blev opdraget, samt alle adresser i København, København og alle andre steder, hvor barnet har været, samt alle adresser i København.)	Barnets fulde Navn	Barnets fulde Navn efter Døbs- og Voksenskab eller i alle Fødselsregisteret eller ved Døbs- og Voksenskab, samt alle adresser i København, København og alle andre steder, hvor barnet har været, samt alle adresser i København.)	Døbsår og -dag	Adresser (ved Døbs- og Voksenskab) fulde Navn, Stilling og Bopæl	Adresser (ved Døbs- og Voksenskab) fulde Navn, Stilling og Bopæl	Anmærkelser
7	1953 10 de December	Agerstov Rygsby Bjergby Adense Amd	Kirsten Thygesen Kristensen	Løngårds Kirked. Thygesen Kristensen f. 16 marts 1915 og hustru Kirstine f. Sille, f. 27 januar 1923 Damm Kirke 9. oktober 1948	1954 7 februar	Løngårds Kirked. Thygesen N. E. Sørensen Kirkeminister	Forsvarende Løjtnant Ole Thygesen Kristensen og hustru Sara Marie, Agerstov Bjergby f. 16 marts 1915 og hustru Agnes S. Damm.	
8	1953 18 de December	Krusp Rygsby Bjergby Adense Amd	Lene Krone mann	Adelsgade Krone Krone f. 14 marts 1910 og hustru Krone f. Adeline, f. Olsen, f. 29 marts 1915 Rygsby Kirke 1936 d. 1. april	1954 3 januar	Løngårds Kirked. Thygesen Kirked. Thygesen Kirked. Thygesen	Faderens Løjtnant Krone Kirkeminister, Kirked. Thygesen	
1	1954 9 marts	Krusp Rygsby Bjergby Adense Amd	Marna Krone Larsen	Krusp Krone f. 12 oktober 1923 og hustru Krone f. Sille, f. 27 januar 1923 9. oktober 1948 Krusp Kirke 14. april 1949	1954 11 april 1955 søndag	Løngårds Kirked. Thygesen Kirked. Thygesen Kirked. Thygesen	Justitsassistent Krone f. 12 oktober 1923 og hustru Krone f. Sille, f. 27 januar 1923 9. oktober 1948 Krusp Kirke 14. april 1949	
2	1954 29 marts	Stovgaard Rygsby Bjergby Adense Amd	Anne Larsen Christensen	Stovgaard Larsen f. 4 marts 1914 og hustru Christensen f. Christensen f. 18 marts 1922 Stovgaard Kirke 21 marts 1949	1954 6 juni	Løngårds Kirked. Thygesen Kirked. Thygesen Kirked. Thygesen	Larsen Løjtnant Krone f. 12 oktober 1923 og hustru Krone f. Sille, f. 27 januar 1923 9. oktober 1948 Krusp Kirke 14. april 1949	

Rigsarkivet
Oplysninger er størst af
databeskyttelsestilsynet.
Du kan søge om adgang
til oplysningerne via
Rigsarkivets hjemmeside.
Læs mere i Rigsarkivets
privatlivspolitik.

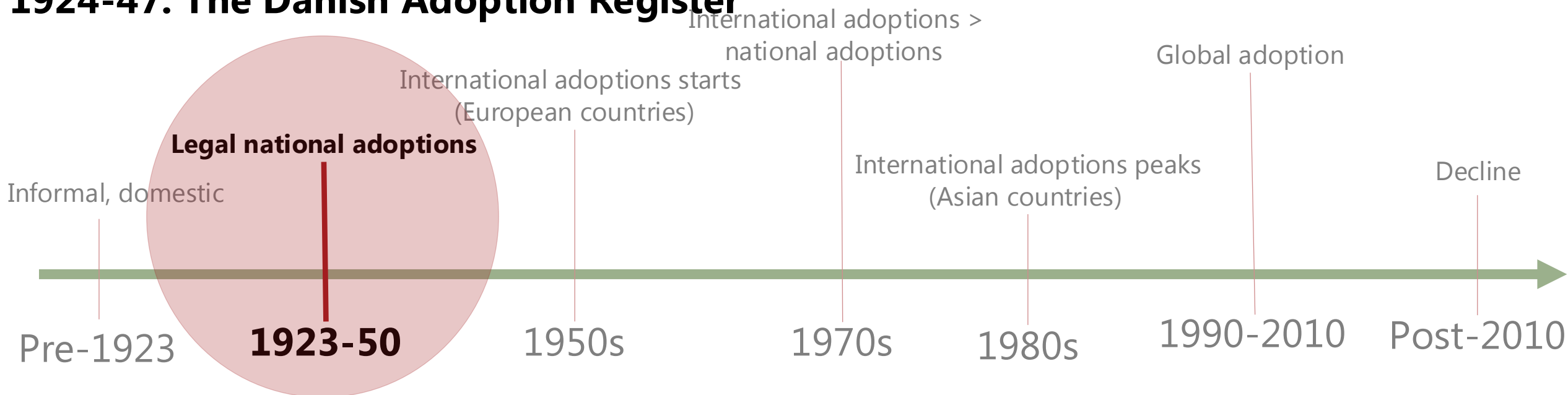
Adoptions in Denmark (1920 until today)



Adoptions in Denmark (1920 until today)



1924-47: The Danish Adoption Register



The Danish Adoption Register

14,425 non-familial adoptees during the period 1924-47

Scandinavian Journal of Public Health, 2011; 39(Suppl 7): 83–86

DESCRIPTION OF DANISH REGISTERS

The Danish Adoption Register

LISELOTTE PETERSEN^{1,2} & THORKILD I. A. SØRENSEN¹

¹*Institute of Preventive Medicine, Copenhagen University Hospital, Copenhagen, DK-1357 Copenhagen K, Denmark,*
and ²*National Centre for Register-based Research, Taasingegade 1, University of Aarhus, DK-8000 Aarhus C, Denmark*



Table I. Key information from the adoption register.

Person	Information
Adoptee	Gender Name at birth Name after adoption Birthday Date of adoption Date of transfer to adoptive parents
Adoptive mother	Name Maiden name Birthday
Adoptive father	Name Birthday Occupation Income and assets Address of adoptive family
Biological mother	Name Maiden name Birthday Address
Biological father	Name Birthday Occupation Address

GENETICS

Genetic and environmental influences on the relation between parental social class and mortality

Merete Osler,^{1,2} Liselotte Petersen,³ Eva Prescott,³ Thomas W Teasdale⁴ and Thorkild I A Sørensen³

Social class

High/middle

Unskilled manual workers

Advanced professionals

Academics and sub-academic professionals

Self-employed

Working

Subordinate clerk

Skilled worker

Semiskilled worker

Unskilled worker

Mortality: 1969–2001

max age 54–77 years

Table 2 Hazard ratio for all-cause mortality in adoptees in relation to biological and adoptive fathers' social classes at the time of adoption

	Biological father's social class High/middle vs working		Adoptive father's social class High/middle vs working	
	Hazard ratios and 95% CI	Adjusted ^a hazard ratios and 95% CI	Hazard ratios and 95% CI	Adjusted ^a hazard ratios and 95% CI
All-cause mortality^b				
Age 0–49 years (<i>n</i> = 1000)	1.06 (0.91–1.26)	1.07 (0.98–1.24)	0.98 (0.86–1.11)	0.98 (0.86–1.11)
Age 50–77 years (<i>n</i> = 1610)	0.86 (0.76–0.97)	0.86 (0.76–0.97)	0.98 (0.88–1.08)	0.99 (0.90–1.09)
All natural causes^c (<i>n</i> = 1608)	0.90 (0.80–1.02)	0.91 (0.81–1.03)	0.93 (0.84–1.02)	0.93 (0.84–1.04)
Infectious (<i>n</i> = 311)	0.76 (0.57–1.01)	0.76 (0.57–1.01)	0.97 (0.77–1.21)	0.99 (0.79–1.25)
Respiratory (<i>n</i> = 263)	0.65 (0.47–0.89)	0.64 (0.46–0.98)	1.14 (0.89–1.46)	1.17 (0.91–1.50)
Cardiovascular (<i>n</i> = 578)	0.82 (0.67–1.01)	0.83 (0.68–1.02)	0.88 (0.75–1.04)	0.89 (0.76–1.06)
Cancer (<i>n</i> = 698)	0.95 (0.79–1.14)	0.95 (0.79–1.14)	0.98 (0.84–1.14)	0.99 (0.76–1.06)
All external causes^c (<i>n</i> = 659)	0.91 (0.75–1.10)	0.90 (0.73–1.09)	1.13 (0.96–1.31)	1.13 (0.92–1.33)
Suicide (<i>n</i> = 147)	1.14 (0.77–1.69)	1.13 (0.76–1.09)	1.30 (0.93–1.81)	1.26 (0.90–1.26)

Adoptee's age as underlying time scale and in Cox models stratified by gender and birth cohort.

^a Age at transfer, biological and adoptive fathers' social classes in the model for each mortality outcome.

^b Age at adoption as time of entry in the model.

^c Age in 1969 as time of entry in the model, i.e. deaths occurring before 1969 omitted.

Register-linkage enables studies on social and health outcomes based on data from non-familial adoptees and their adoptive families in Denmark from 1924 and onwards (data break 1948-1972) without the impact of genetic confounding

